



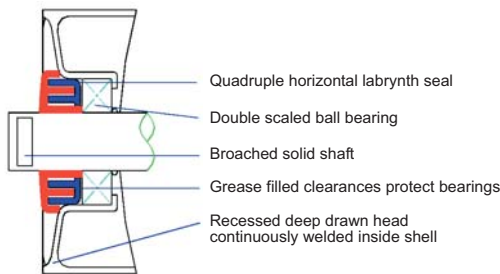
ICC - 4" TYPE B IDLERS

Engineers and Manufacturers of Washing, Vibrating and Crushing Equipment

Description



ICC idlers offer an exceptional combination of reliability, quality, and value in an off-the-shelf conveyor idler. Using proven seal and can designs, and heavy-duty frames, these idlers are ideal for medium duty aggregate applications.



Features

- "Industry preferred" recessed end disk, eliminates roll to end disc separation.
- Grease filled deep labyrinth seal helps eliminate contaminants within the bearing.
- Exterior shield provides a barrier to divert contaminants away from bearing cavity.
- Factory lubricated
- Precision ground lifetime ball bearings with positive lip contact seals
- 17mm shaft exceeds Cema B standards
- Fully complies with Cema idler criteria
- Ridged, self cleaning, welded steel frame
- Heavy duty rollers
- Heavy duty center and end stands
- All ICC idlers come backed with a one year warranty



Additional Features

- "Sealed for Life" design
- Labyrinth seal arrangement
- Head welded inside shell
- Stamped center and end brackets
- Precision deep drawn head
- Maximum 3/8" roll gap
- 17mm 6303 Ball Bearings
- Meets CEMA B load ratings
- Meets CEMA B dimensional criteria
- Broached shaft to add frame stability
- Belt widths 18" through 36" (belt width + 9" mounting)
- 20° and 35° troughing rolls
- Return idlers w/ drop and riser brackets

Available Widths

- 18" - 30"
- 24" - 36"

Other Considerations

- One Year Warranty
- Quick Deliveries
- Off-the-shelf parts
- Nationwide distribution
- Superior Quality
- Low Price Guarantee

Distributed by:



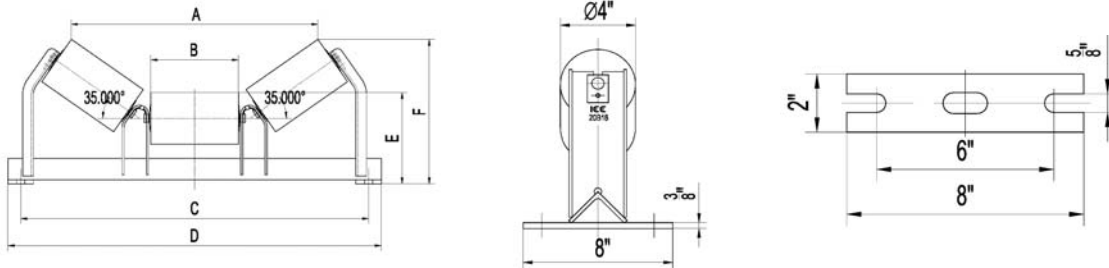
Trio Engineered Products, Inc. 128 Schabarum Avenue Windale, CA 91706

Ph: (626) 851-3966 • Fx: (626) 851-9526 Web: www.trioproducs.com Email: info@trioproducs.com



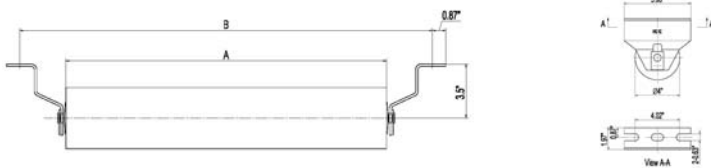
ICC - 4" TYPE B IDLERS

Engineers and Manufacturers of Washing, Vibrating and Crushing Equipment



ICC - 4" Type B Idlers

Belt Width (")	Idler Number	Idler Weight (lbs)	Troughing Rolls	A	B	C	D	E	F
18	B20-18	29	35°	21.30	6.81	27	29	7.125	9.61
20	B20-20	30	35°	23.35	7.52	29	31	7.125	9.84
24	B20-24	34	35°	27.20	8.86	33	35	7.125	10.31
30	B20-30	37	35°	33.19	10.94	39	41	7.125	11.02
36	B20-36	44	35°	39.09	13.00	45	47	7.125	11.73



Idler Number	Idler Weight (lbs)	A	B
BR-18	15	21	27
BR-20	16	23	29
BR-24	18	27	33
BR-30	23	33	39
BR-36	24	39	45



Trio Engineered Products, Inc. 128 Schabarum Avenue Windale, CA 91706

Ph: (626) 851-3966 • Fx: (626) 851-9526 Web: www.trioproduts.com Email: info@trioproduts.com